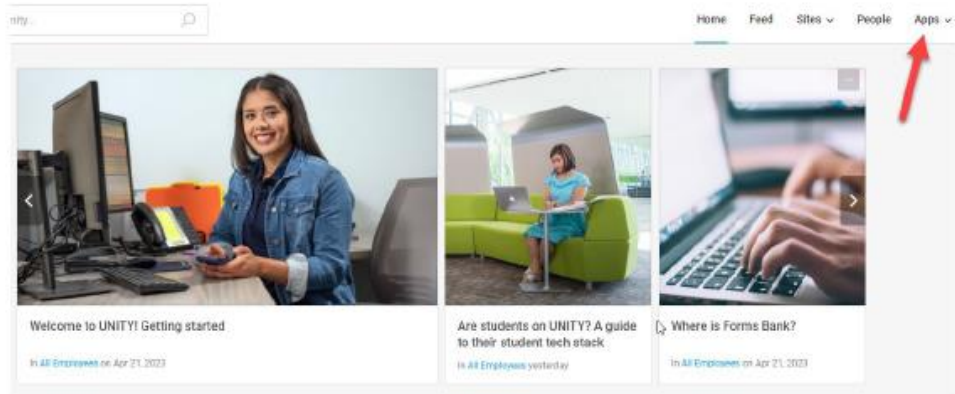


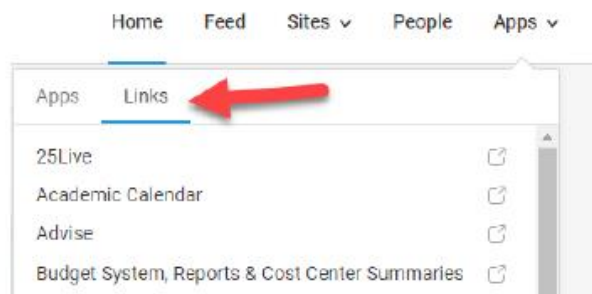
Roster Verification using Self Service

1. Log in to UNITY

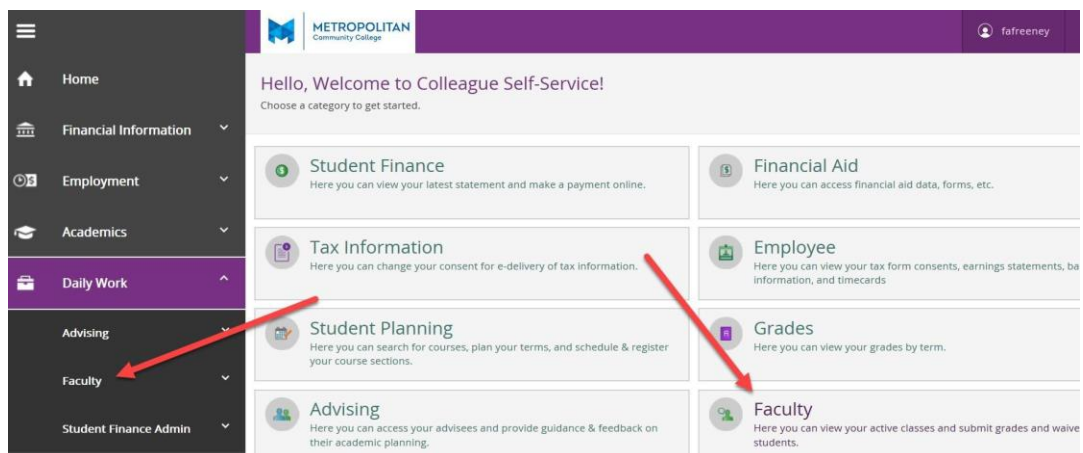
- Click on Apps
- Click on Links
- Under Links, click on Self Service
-



From the Apps dropdown, click on Links.



2. From the Self Service home page, choose Daily Work > Faculty



3. After clicking on the “Faculty” option, you should see your class section(s). Click the link that corresponds to the section you want to view.

2018 Credit Fall		
Section	Times	Locations
INFO-1001-4D: Information Systems & Literacy	T/Th 10:00 AM - 11:45 AM 9/4/2018 - 11/15/2018	Fort Bldg 023, 324 On Campus
INFO-1001-1A: Information Systems & Literacy	M/W 8:00 AM - 9:45 AM 9/5/2018 - 11/19/2018	Elkhorn Valley Campus, 159 On Campus

4. Choose the “Roster” tab to view your roster.

[Roster](#) [Attendance](#) [Grading](#) [Books](#) [Permissions](#) [Waitlist](#)

Student Name	Student ID	Class Level
--------------	------------	-------------

For Assistance with Self Service please contact ITSupportservices@mccneb.edu or call 531-622-2900

